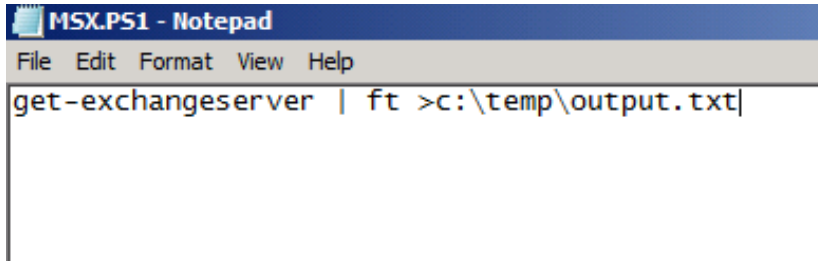


Aufgabe

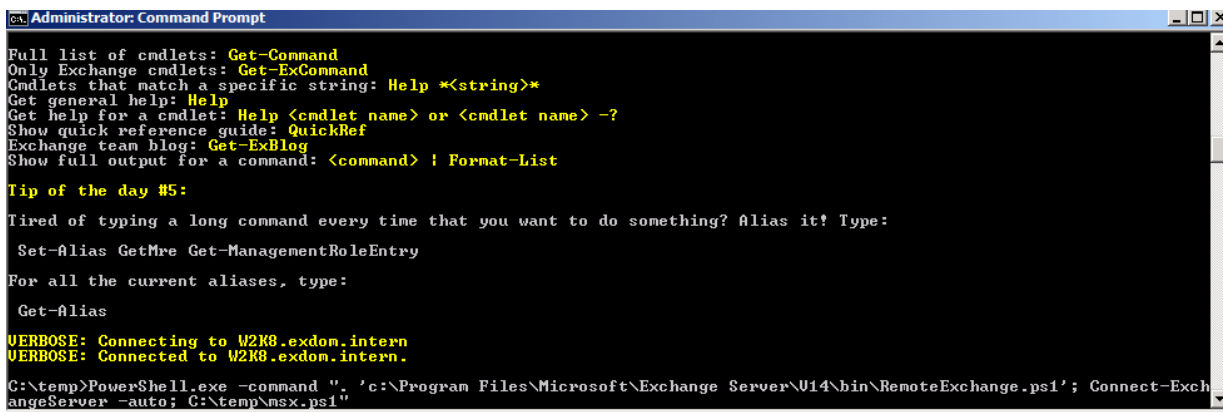
Per Batchdatei (CMD) bestimmte Exchange Informationen per Powershell Skript abfragen

Powershell Script anlegen



```
MSX.PS1 - Notepad
File Edit Format View Help
get-exchangeserver | ft >c:\temp\output.txt
```

Ausfuehren per CMD

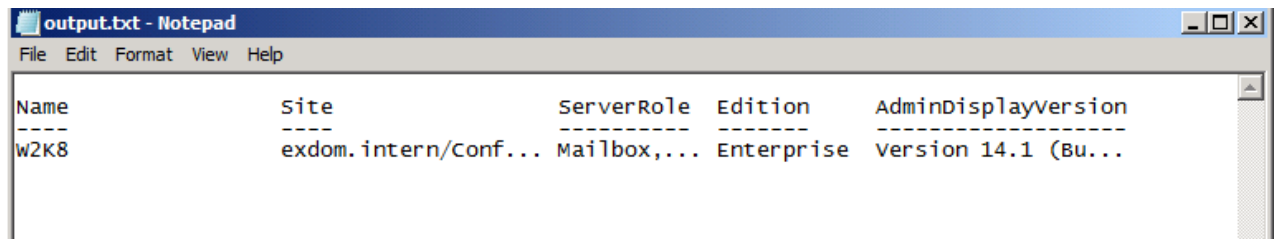


```
Administrator: Command Prompt
Full list of cmdlets: Get-Command
Only Exchange cmdlets: Get-ExCommand
Cmdlets that match a specific string: Help *<string*>
Get general help: Help
Get help for a cmdlet: Help <cmdlet name> or <cmdlet name> -?
Show quick reference guide: QuickRef
Exchange team blog: Get-ExBlog
Show full output for a command: <command> ! Format-List

Tip of the day #5:
Tired of typing a long command every time that you want to do something? Alias it! Type:
  Set-Alias GetMre Get-ManagementRoleEntry
For all the current aliases, type:
  Get-Alias

VERBOSE: Connecting to W2K8.exdom.intern
VERBOSE: Connected to W2K8.exdom.intern.
C:\temp>PowerShell.exe -command ". 'c:\Program Files\Microsoft\Exchange Server\U14\bin\RemoteExchange.ps1'; Connect-ExchangeServer -auto; C:\temp\msx.ps1"
```

Ergebnis



```
output.txt - Notepad
File Edit Format View Help

Name                Site                ServerRole  Edition  AdminDisplayVersion
----                -
w2k8                 exdom.intern/Conf... Mailbox,... Enterprise Version 14.1 (Bu...
```

Als geplanten Task ausfuehren

